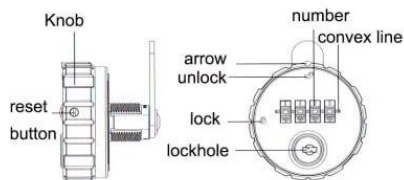



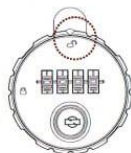


Інструкція до замку RZ CL20-04 (англійською мовою)

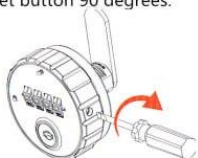


HOW TO SET A NEW COMBINATION

1. The original is 0-0-0-0
Turn the knob to make the arrow align with unlock "  "



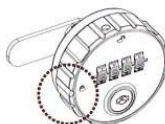
2. Use a slotted screwdriver, turn the reset button 90 degrees.



3. Set your own combination.
Then turn back the reset button.

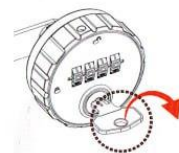


4. Turn the knob to the position "  " to lock.

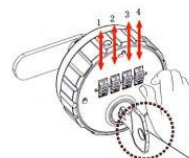


HOW TO FIND OUT THE COMBINATION

1. Insert the management key to the keyhole, turn 90 degree.



2. Turn the wheels till they cannot move, it is the combination.



3. Turn back the management key.



MOUNTING HOLE DIMENSION

